# *Intelligent Peristaltic Pump* L100-1F/L300-1F/L600-1F

LONGER
PRECISION FLUID TRANSFER




- 7 inch color display, full touch screen and intuitive graphic interface, provide easy-to-use operations
- Customize parameters by programming, and the parameter programs can be stored and easily recalled
- Multiple function modules and intelligent algorithms are designed for a wide variety of applications, including routine and multi-step complex applications
- Pump can be controlled through touch screen, foot switch, analog signal and communication commands, combined with a variety of interfaces (USB, RJ11, DB9 etc.) for easy system connection




Parameter Program Configuration

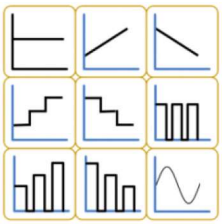

Running Control Module

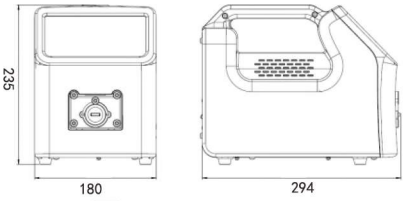




Upgrade the pump software through PC

| | L100-1F | L300-1F | L600-1F |
|---|---|---|---|
| Speed | 0.1-100rpm, CW/CCW | 0.1-300rpm, CW/CCW | 0.1-600rpm, CW/CCW |
| Speed resolution | 0.1rpm | 0.1rpm resolution when speed <100rpm, 1rpm resolution when speed >=100rpm | |
| Flow rate | 0.15uL/min-500ml/min | 0.15uL/min-1500mL/min | 0.15uL/min-3000mL/min |
| Dispensing volume | 0.1mL-9999L(accuracy of ±2% with calibration) | | |
| Calibration | Improve the flow rate and dispensing volume accuracy. | | |
| Display | 7Inch 1024*600 color LCD | | |
| Language | Chinese or English, set as needed | | |
| Control mode | Touch screen control, footswitch control, external signal control and communication control | | |
| Work mode | Programming | | |
| Programming function | Running control module: constant, ramp up/down, stepped up/down, sine, constant dispensing, ramp up/down dispensing.<br>Logic contol module: direction, delay, event trigger, status output, pause, jump, loop, stop<br>Configure multi-step program with multiple modules for complex application | | |
| External control | Start/stop control, direction control: voltage level signal or switch signal(dry contact)<br>Speed control: 0-5V, 0-10V, 4-20mA or 0-10kHz with uniform interface, max speed can be set. | | |
| Communication control | USB or RS485(RJ11) interface, Modbus protocol, multiple baud rate (1200/ 2400/ 4800/ 9600/ 19200/ 38400bps) | | |
| Status output | Output voltage level signals to indicate pump running status, direction status, and other custom status. | | |
| Parameter programs | 7 parameter programs can be stored and easily recalled | | |
| Delayed start | Pump can start running at desired time | | |
| Back suction | Antidrip through setting back suction angle and delay time for high dispensing accuracy | | |
| Dispensing volume setting range | 0.001uL-9999L | | |
| Interval time setting range | 0.5s-9000s | | |
| Dispensing cycle setting range | 1-99999(0 for unlimited) | | |
| Dispensing time setting range | 0.5s-9000s (0s for continuous transfer without time limit) | | |
| Delay time setting range | 0.5s-9000s | | |
| Prime | Fast filling and emptying at full speed | | |
| EMC | Comply with EMC Directive 2014/30/EU | | |
| Dimension (L×W×H) | 180mm×294mm×235(mm) | | |
| Power supply | L100-1F-A/L300-1F-A: AC220V±20%, 50Hz/60Hz<br>L100-1F-B/L300-1F-B: AC110V±20%, 50Hz/60Hz | | AC100V-240V, 50Hz/60Hz |
| Condition | temperature: 0°C-40°C relative humidity: <80% | | |
| IP rating | IP31 | | |
| Weight | 5.0kg | | |

| Pump Head | Tubing | Max Flow Rate Reference (mL/min) | | | Weight(kg) |
|---|---|---|---|---|---|
| | | L100-1F | L300-1F | L600-1F | |
| YZ1515x,YZII15 | 13#, 14#, 19#, 16#, 25#, 17#, 18# | 380 | 1100 | 2200 | 5.4 |
| YZ2515x | 15#, 24# | 266 | 800 | 1600 | 5.4 |
| YZII25 | 15#, 24#, 35#, 36# | 500 | 1500 | 3000 | 5.4 |
| FG15-13 | 13#, 14#, 19#, 16#, 25#, 17#, 18# | 430 | 1200 | 2400 | 5.3 |
| FG25-13 | 15#, 24# | 270 | 1100 | 2200 | 5.3 |
| DMD15-13-B | 2×13#,2×14#,2×19#,2×16#,2×25# | 375 | 1035 | 2070 | 5.4 |
| BZ15-13-A | 14# | 22 | 75 | 150 | 5.3 |
| BZ15-13-B | 16# | 80 | 230 | 460 | 5.3 |
| BZ15-13-C | 25# | 150 | 480 | 960 | 5.3 |
| BZ15-13-D | 17# | 270 | 800 | 1600 | 5.3 |
| BZ25-13-B | 24# | 250 | 800 | 1600 | 5.3 |
| DG15-24 | 16#, 25#, 17# | 300(Single Channel) | 900(Single Channel) | 1800(Single Channel) | 5.8 |
| DG15-28 | 13#, 14#,<br>ID≤3.17mm,Wall thickness:0.8-1mm | 75(Single Channe, speed<=100rpm) | | | 5.7 |
| DG-(1,2,4,6,8)6rollers | ID≤3.17mm, Wall thickness:0.8-1mm | 48(Single Channe, speed<=100rpm) | | | 5.2-5.6 |
| DG-(1,2,4)10rollers | ID≤3.17mm, Wall thickness:0.8-1mm | 32(Single Channe, speed<=100rpm) | | | 5.2-5.4 |

Tel: 0312 - 3138553 3132333 3138011 Fax: 0312 - 3168553 Internet E - mail:info@longerpump.com

www.longerpump.com.cn

U.S Distributor: Aurora Pro Scientific
Email: sales@auroraprosci.com