ULTRAFLO 1000

PFA Teflon® Ultrasonic Flow Meter

- Measures Continuous | Dosing | Pulsating Flow
- All Plastic Ultrasonic Measurement Technology
- Excellent Corrosion Resistance
- High Purity Applications

PVDF PFA

RoHS Compliant CE

SERIES : ULTRAFLO 1000

CONNECTION NPT MALE : Flare Type | NPT



Sound Wave Technology

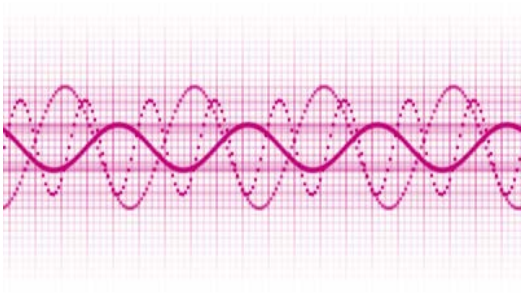

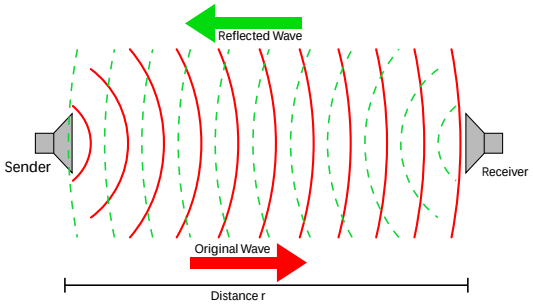

FEATURES

- All Plastic PFA Teflon®
- No Moving Parts
- Flared | NPT End Connectors
- Heavy Duty Design
- Completely Corrosion Resistant
- RS-485 Output
- Blind Display
- 4-20mA Output + Pulse Relay
- Suitable for Ultra Pure Applications
- IP65 Enclosure
- Negligible Pressure Drop
- Empty Pipe Alarm

DESCRIPTION

The Ultraflo Flow Meter utilizes ultrasonic technology to measure both conductive and non conductive liquids, and is an excellent choice for very corrosive liquids such as strong acids and alkalies. The UltraFlo 1000 has no moving parts and can measure pulsating, dosing and metering flow applications. All parts that contact the liquid are made of corrosion resistant PFA Teflon®. The UltraFlo 1000 is characterized by its high measurement accuracy and repeatability.

ULTRAFLO 1000

PFA Teflon® Ultrasonic Flow Meter

truflo®

Housing

Material	Pipe	PFA (Perfluoralkoxy) Teflon®			
	Electronics	PP (Polypropylene)			
	Nut	PVDF (Polyvinylidene fluoride) or PFA option | NPT Adaption (Flare to NPT)			
Protection class		IP65 | NEMA 4X			
Medium temperature		-40 - 120°C | -40 - 248°F			
Measuring Range in l/min		**0.02 - 0.09 - 6**	**0.3 - 24**	**0.9 - 60**	**1.2 - 120**
Max. Pressure (Non-Shock)		7 bar | 100 psi	7 bar | 100 psi	7 bar | 100 psi	7 bar | 100 psi

Process Connection

Sealless tube connection (Flare)	3/8"	½"	¾"	1"
Dimensions L | W | H in mm	209 | 120 | 79	209 | 120 | 79	209 | 120 | 82	209 | 120 | 92
Weight in kg	1.3	1.3	1.3	1.6
Weight [kg] in PVDF	1.1	1.1	1.19	1.47

Electronics

Power supply	24VDC | 3.6W
Connection	M12x1 plug | 5 or 8 pin
Outputs	Current output 0/4-20mA 2 digital outputs, configurable as pulse and or alarm output
Input	1 Digital input, usable for dosing start or zero offset
Communication interface	Data interface (1 wire) alternative RS-485 (2 wire)
Max. error of measurement	±2% o.r. ±3 mm/s (o.r. = of reading) option. ±1% o.r. ±3 mm/s (o.r. = of reading) Reference conditions (VDI / VDE 2642)

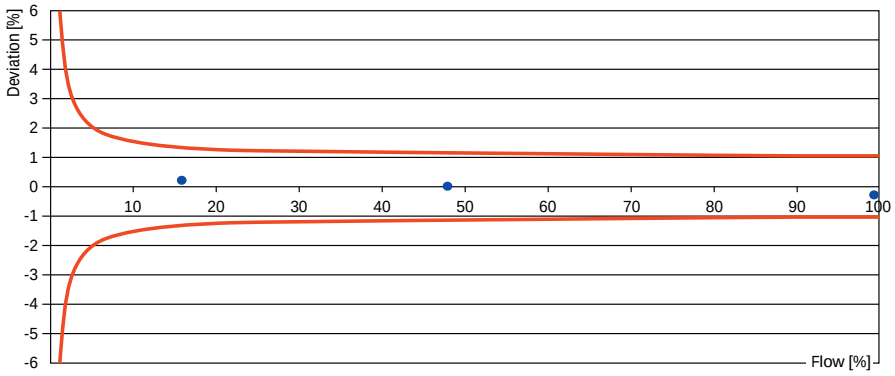

Example: Measuring points of a calibrated Truflo 1000



Size	Part Number	Material
3/8"	UFM-1000-37	PFA (Teflon®)
½"	UFM-1000-50	PFA (Teflon®)
¾"	UFM-1000-75	PFA (Teflon®)
1"	UFM-1000-100	PFA (Teflon®)

RoHS Compliant CE